









LEGEND

-  Matura River floodway: (subject to Rule 4.11.1)
-  Matura River floodway: subject to frequent flooding
-  Potentially floodprone from the Matura River in floods larger than that of 1978, or a stopbank breach in smaller floods. Flooded in 1978
-  Potentially floodprone from the Matura River in floods larger than that of 1978. Not flooded in 1978
-  Potentially floodprone from:
 1. Matura River in floods larger than that of 1978.
 2. Waimumu Stream in floods larger than that of the past.
 3. Subsequent to a stopbank breach in any flood on either the Matura River or Waimumu Stream
-  Waimumu Stream floodplain. Not protected.
-  Limits of the 1978 flood
-  Flood protection

original scale 1:25 000 (A4)

